The image shows the interior of an anechoic chamber. The walls, floor, and ceiling are covered with grey, pyramidal-shaped electromagnetic absorbers designed to eliminate reflections. In the center, a white table holds various pieces of electronic equipment, including a laptop, cables, and a vertical antenna-like structure. To the left, a large, white, horn-shaped antenna is mounted on a stand. The lighting is dim, with some equipment lights providing a soft glow.

# Conformity and Electromagnetic Compatibility Analysis of RFID Systems

Carolina Carreiras

Instituto Superior de Engenharia de  
Lisboa

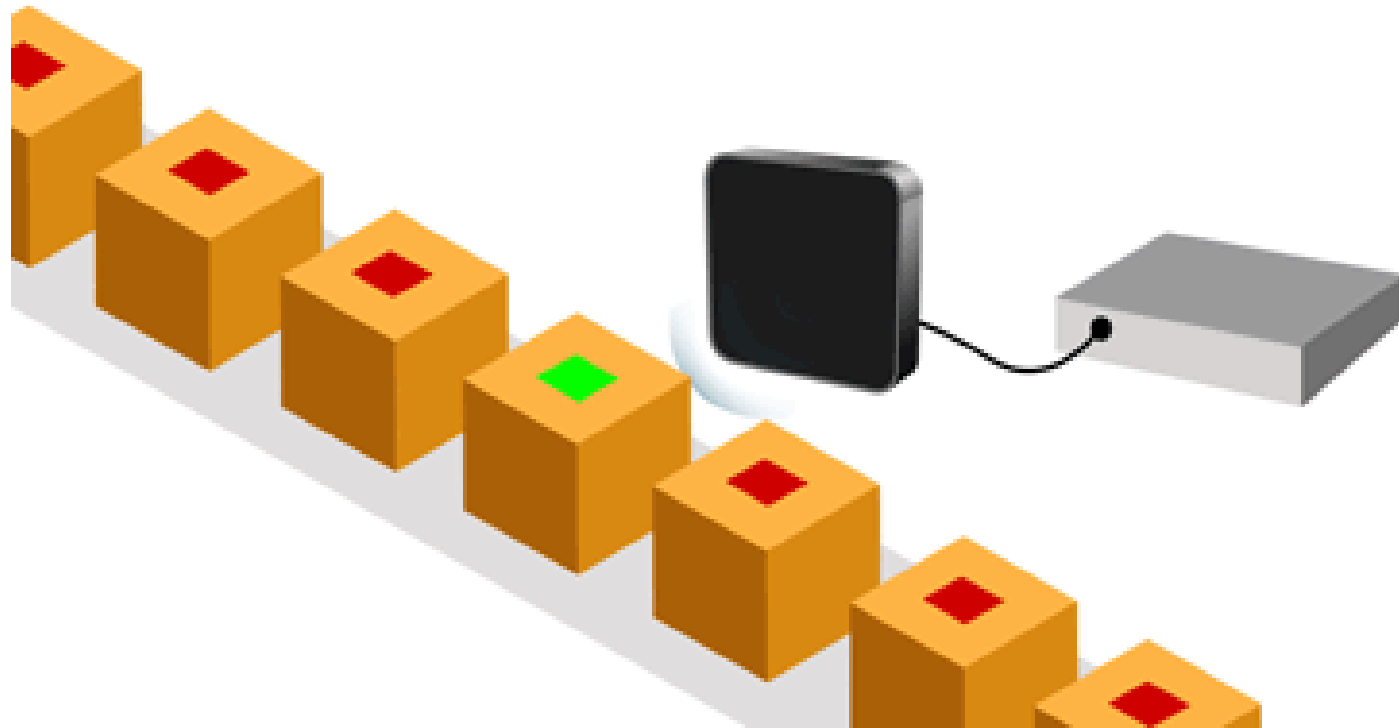
24.11.2023



Source: <https://medium.com/@AbhiXpert/in-air-gestures-recognition-using-rfid-tag-64a20749ecc8>

MakeAGIF.com

## Introduction



Source: <https://www.atlasrfidstore.com/rfid-insider/create-optimal-short-range-rfid-system>



# Introduction





Device Under Test (DUT)





# Test Setup - Laboratory





## Tests in an Industrial Environment

Thanks for your  
attention!

---