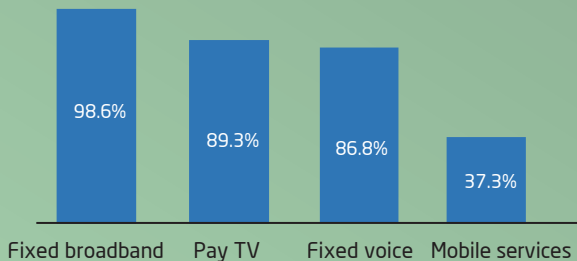


FACTS & FIGURES

| 3rd QUARTER 2016 |

1 Multiple play

MULTIPLE PLAY PENETRATION BY SERVICE

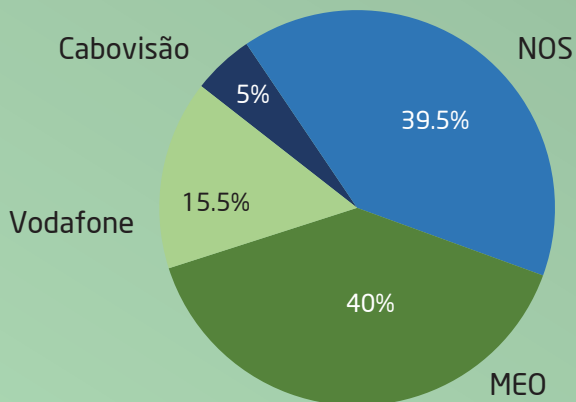


+2.7% between 2Q16 and 3Q16

8.4 out of 10 households have a bundle of services

3.44 million subscribers.

SHARE OF SUBSCRIBERS

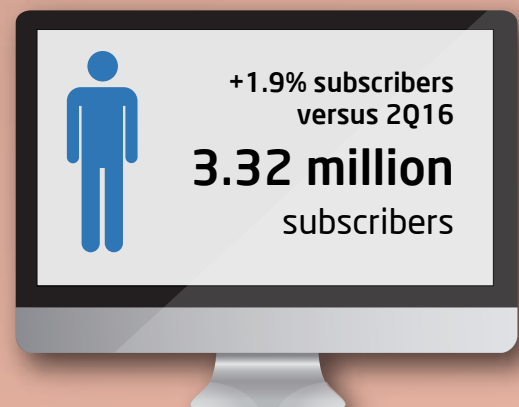
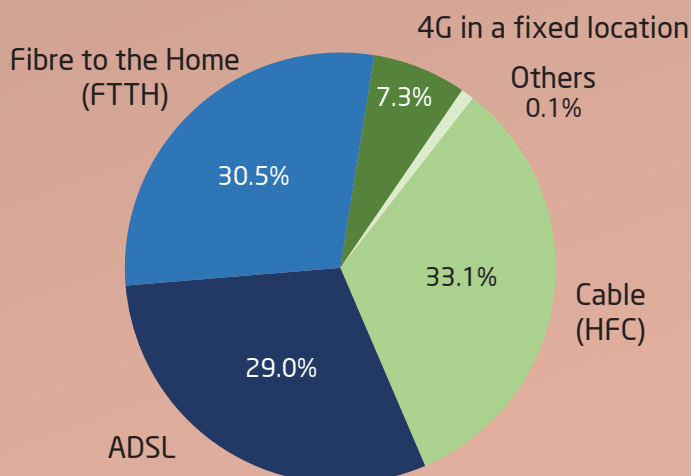


Quintuple-play (FBB+FTS+STV+MTS+MBB) became the most popular bundled offer (40.4%) surpassing triple-play (FTS+FBB+STV) (40.3%)

Fixed Internet 2

BROADBAND SUBSCRIBERS PER ACCESS NETWORK

FTTH exceeded one million access and surpassed ADSL as the second main form of fixed broadband Internet access.



+1.9% subscribers versus 2Q16

3.32 million subscribers

+67 thousand

62.3GB

Fiber to the Home (FTTH) subscribers
Main source of growth in fixed Internet

Average monthly traffic per line

3

Mobile Internet

90.3%
Handheld

9.7%
PC/Tablet

+8.2% versus 2Q16
6.14 million
users

1.93 GB
Average monthly
traffic per access



Smartphone
penetration rate

68.8%

Pay TV

4

DISTRIBUTION BY ACCESS NETWORK

Satellite (DTH)

ADSL

19.5%

16.5%

36.9%

Cable (HFC)

27.1%

Fiber to the Home
(FTTH)

+1.2% versus 2Q16

3.64 million
subscribers

PREMIUM

16.2%
of households
subscribe to
premium
channels

**Fiber to the Home
(FTTH)**

+ 63 thousand subscriber
**MAIN SOURCE
OF GROWTH**

3.2%

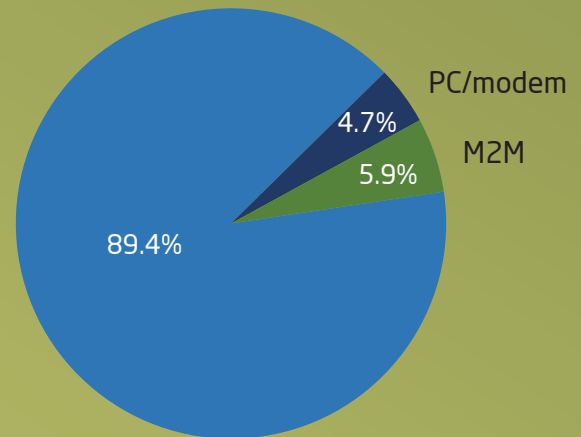
subscribe to
on-demand
video-streaming
services



5 Mobile Services



Handheld



Million active
subscribers


12.7

Fixed Telephone Service 6



Service penetration:
46 per 100 inhabitants

Historical maximum




Fixed NGN represent
46% of total and is the main
driver of growth:
+81 thousand lines


NGN

+0.6% thousand lines versus 2Q16


4.76 million
lines



decrease in
voice traffic



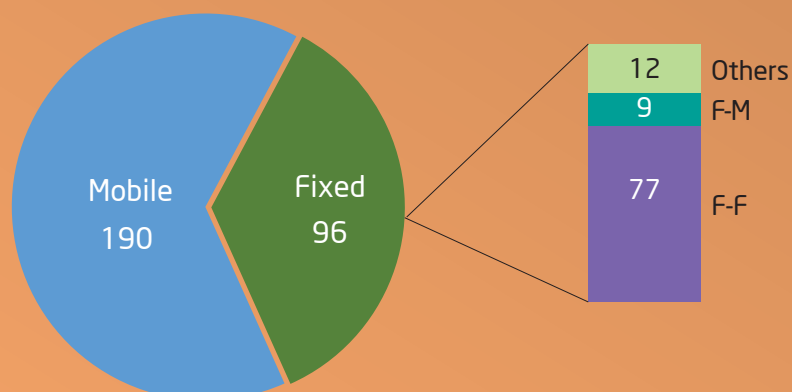
increase in
mobile traffic



decrease in
fixed traffic

Compared to 3Q15


AVERAGE MONTHLY TRAFFIC PER ACCESS (MIN)



Revenues

DECLINE IN TOTAL REVENUES OF THE MAIN SERVICES OF ELECTRONIC COMMUNICATIONS

-0.3%



9 Cabled households - NGN



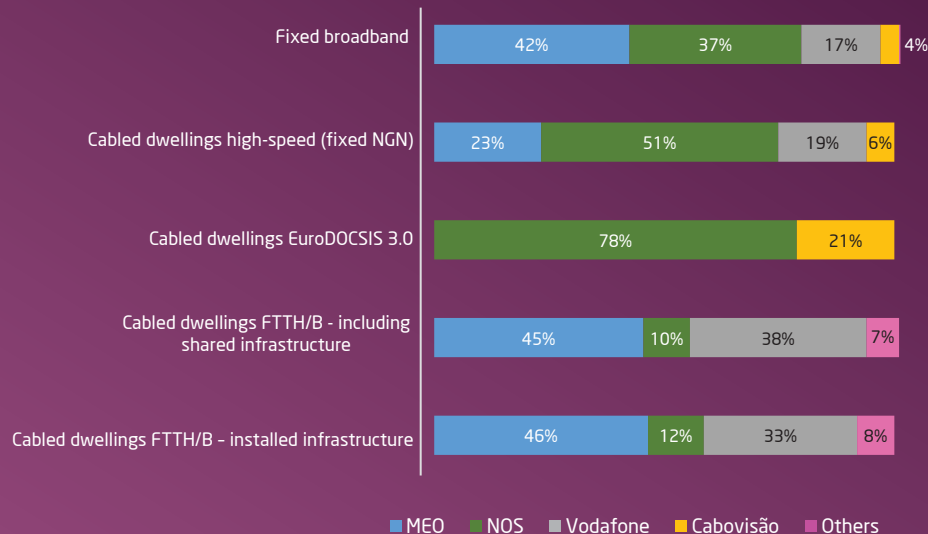
5.07
million

Optical fibre
(FTTH/B)

4.25
million

Cable
(HFC)

MARKET SHARES



ANACOM

AUTORIDADE
NACIONAL
DE COMUNICAÇÕES